
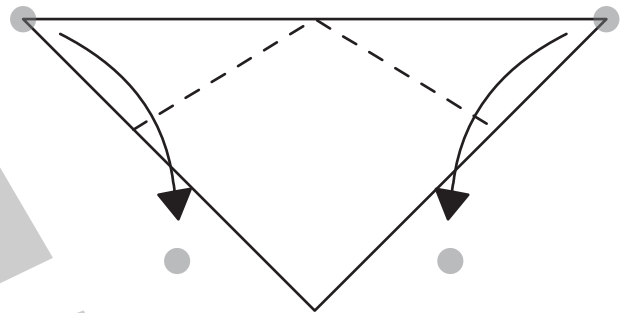


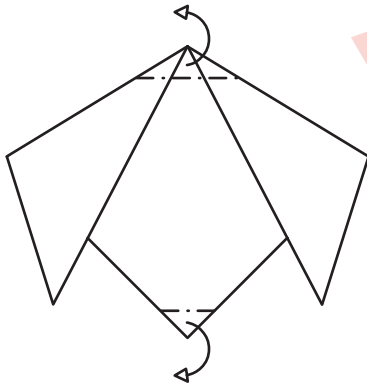
# Chien facile



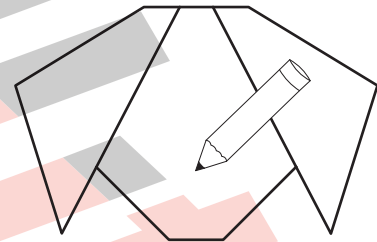
1) Plier un carré en deux



2) Plier les pointes vers le bas pour atteindre le schéma de l'étape 3



3) Plier les pointes en arrière



4) personnaliser

